

verbit^y **webinar**

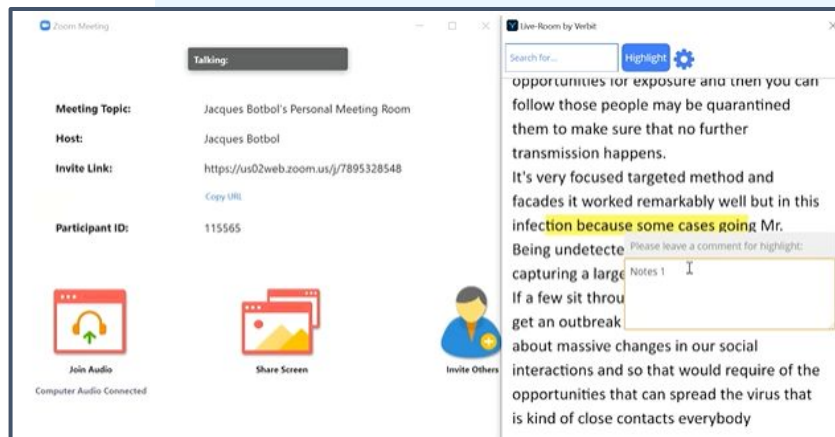
A to Zoom: Acing Online Learning





Enabling Verbit's Built-In Captions & Live Transcription in Zoom

- To enable **closed captions**, please click the CC button on the bottom menu of Zoom.
- To enable the live **transcript**, click on the arrow next to the CC button and select 'View Full Transcript'.



SPEAKERS



Scott Ready

Senior Customer Success
Manager and Accessibility
Strategist,
Verbit



Amanda Jackson

Learning Specialist, Disability
Resource Center
University of Florida



Misty Cobb

EdD, MBA
Transformational Education
& Technology Expert



Mahsa Abadi

Customer Success Manager,
Zoom Video Communications

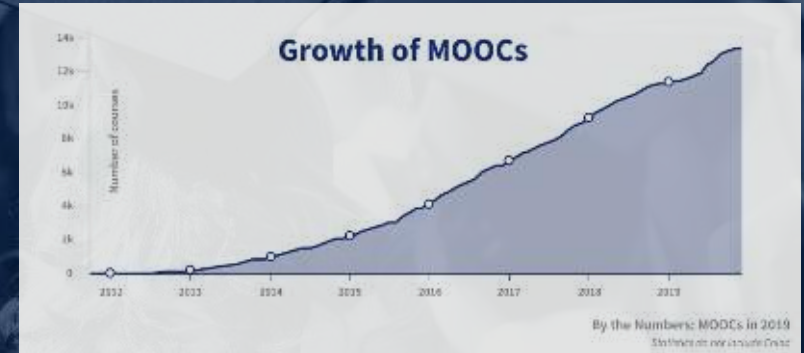
Online Learning - Market Trends



110M
students



900+
universities



Distance enrollments have grown
Students taking at least one distance education course

17.2%

While overall enrollments have declined 3.8%
Total enrollments at degree-granting institutions

Total enrollment losses at degree-granting institutions

"In the last two years, I believe almost every student at [GMU] has taken at least one online course, whereas about three or four years ago, that was maybe one in seven or one in eight students had taken a fully online course."

Korey Singleton, ATI Manager





POLL

Is your school currently using a web conferencing platform like Zoom for its online courses?

Yes // No

If no, tell us more in the chat box.



POLL

Is your university considering a 'new normal' in how to offer and design courses post COVID-19?

- Yes, there will likely be a new normal.
 - No, the plan is to return to how it was.
-



How will COVID-19 impact the fall semester?



POLL

Do you think your school's
courses will be held in person
on campus this fall?

Yes // No



Current Crisis: Short & Long Term Impact

Expected Impact

- Fall semester:
 - TBD - A hybrid approach is likely
 - Trauma-informed approach should be considered
 - Long term:
 - Faculty recognition of remote benefits
 - Potential growth in online offerings and online education
-



How can I effectively design
courses for the Zoom and
online environment?



Online Learning via Zoom

- **Learnings from the past few months of online-only learning:**
 - Pre-planning and over-communication is key
 - Driving student awareness earlier
 - Keeping accessibility in mind from the get-go
 - Rubrics from Quality Matters, Blackboard Exemplary Course Program Rubric, etc. can help when designing courses
-



What are some do's and don't's for **teaching via Zoom and web platforms?**





Do's & Don'ts for Zoom Learning & Lectures



Start That Video



Lights, Camera, Action



Discuss Online
Etiquette



Keep Them Engaged



Embrace The Pause



Share Files in Chat



Ensuring Security on Zoom

- With meeting settings in the Zoom web portal and the Zoom application, securing your Zoom Meetings can start before your event even begins.
 - Pre-meeting Settings:
 - Set a Meeting Passcode
 - Enable Waiting Room
 - Only Authenticated Users Can Join
 - In-meeting Settings:
 - Lock Your Meeting
 - Limit Screen Share to Host only





POLL

Are you, your peers or students experiencing 'video fatigue'?

Yes // No // Sometimes



POLL

Are you seeing a difference in engagement between the beginning of the online learning shift vs. now?

Yes // No // Unsure



What are best practices to **combat**
'video fatigue' to keep **students**
engaged as they've been learning
remotely for months now?



Tips to Combat Online Learning & Video Fatigue

- *Being on a video call requires more focus than a face-to-face chat, says Gianpiero Petriglieri, a professor at Insead. Video chats mean we need to work harder to process non-verbal cues like facial expressions, the tone and pitch of the voice, and body language; paying more attention to these consumes a lot of energy.*
 - Alleviate this issue with:
 - Student discussion boards for engagement
 - Build in breaks and off-screen camera time when not needed
 - Use phone calls and e-mail when appropriate
-



How can I make Zoom meetings
and online learning accessible to
fit all students' needs?



Online Learning Accessibility Tips & Challenges

- **Ensure digital content is accessible**
 - PDFs: Formatted to be read with screen reader
 - Images: Alt tags included that describe them
 - PPTs: Accessibility checker for component order
 - Video & Audio: Provide captions
 - **Common challenges**
 - Online test proctoring
 - Ongoing issues of connectivity, security
-

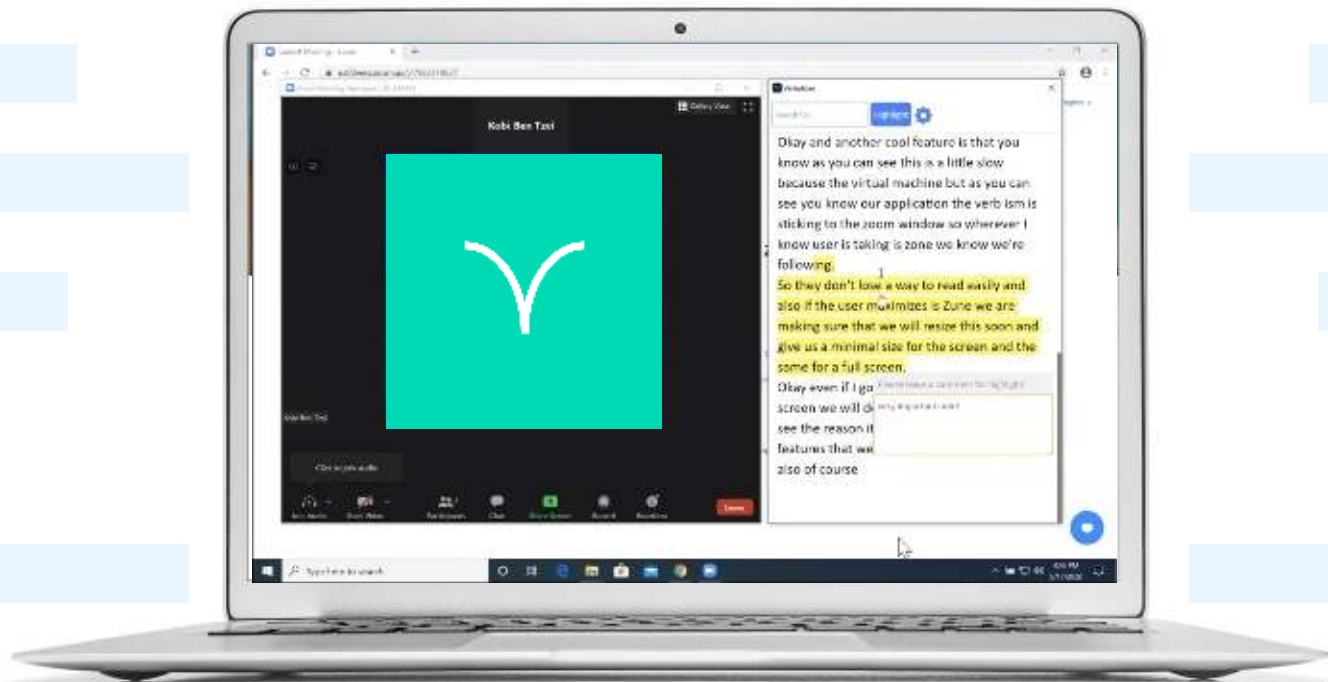


How does Verbit help to
enhance online learning via
Zoom and web conferencing?



Unveiling LIVE ROOM by Verbit

Empowering students in the online learning era





LIVE ROOM by Verbit

23

Provides accessibility and engagement on Zoom and other web conferencing tools



Live Captions & Accurate Transcription



Desktop application attached to Zoom



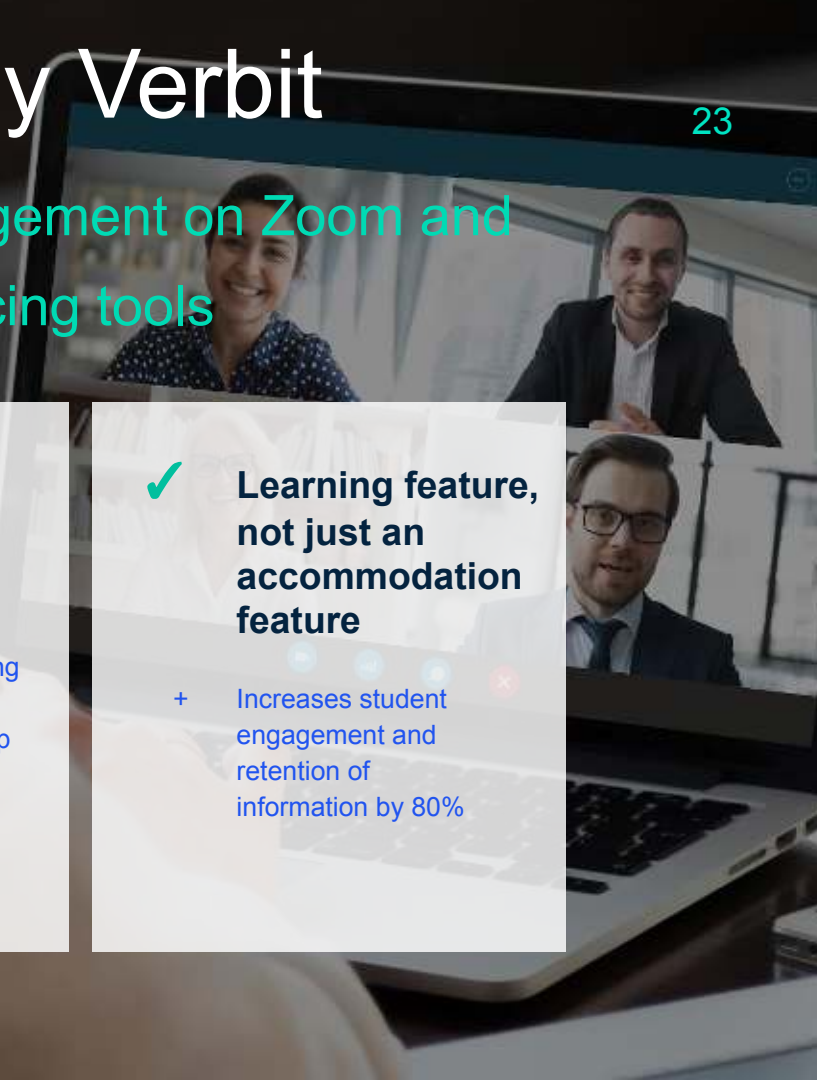
Interactive Transcription, which allows:

- + Highlighting and note taking
- + Download of the transcript
- + Ability to delay or speed up the transcript
- + Sharing with peers and friends



Learning feature, not just an accommodation feature

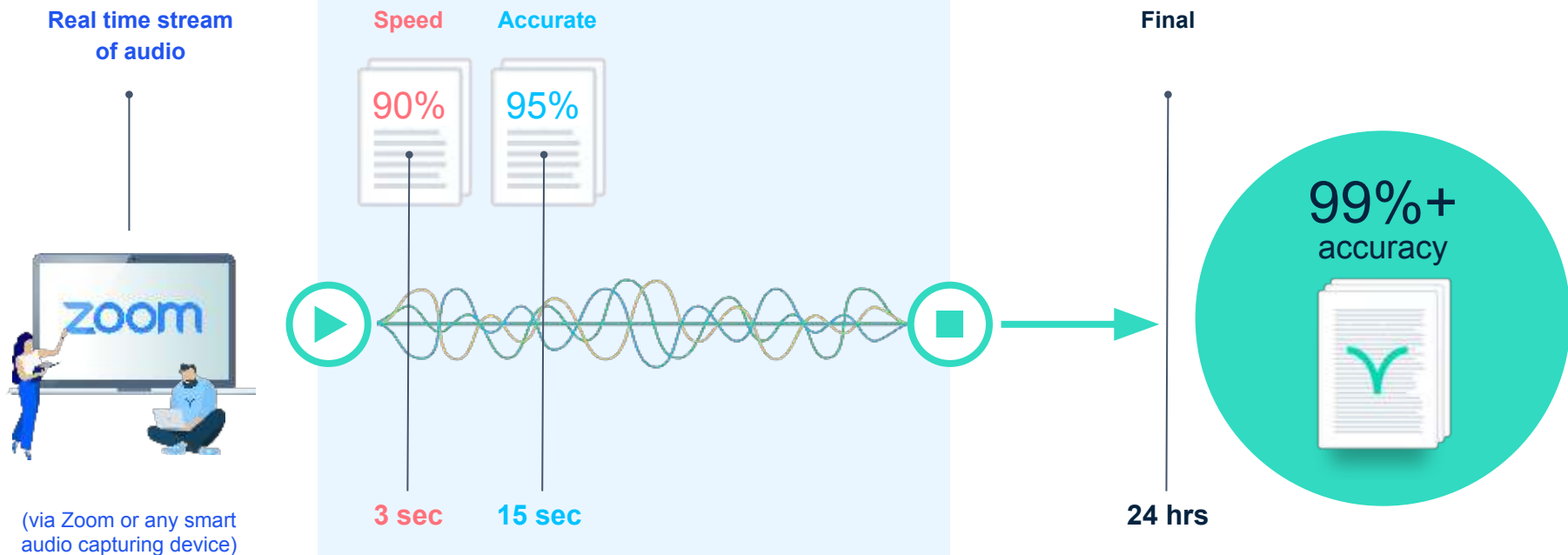
- + Increases student engagement and retention of information by 80%





LIVE ROOM by Verbit

Empowering students in the online learning era



TAT is minimal based on profile



NEW Desktop App 'Live Room by Verbit'





Q&A

Additional Questions?
Submit them now in the Q&A.



Thank You.

© All rights reserved to Verbit Inc.

verbit^V